

Financial Results for the Fiscal Year 2016 First Quarter

STAR MICRONICS CO., LTD.

<http://www.star-m.jp>

Code 7718

June 30, 2015

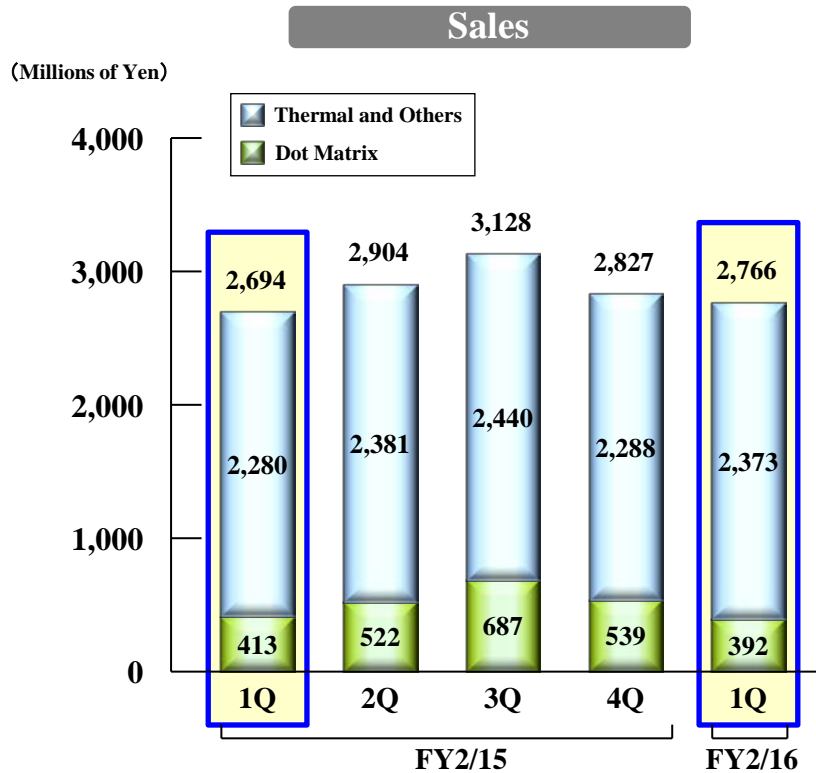
■ Financial Data	P2
■ Segment Overview	
▪ Special Products	P3
▪ Machine Tools	P4
▪ Precision Products	P5
■ Reference	
Business Segments and Products	P6

(Millions of Yen)

	FY2/15								FY2/16		Change (%) YoY
	1Q Actual		2Q Actual		3Q Actual		4Q Actual		1Q Actual		
	Amount	Income Ratio (%)	Amount	Income Ratio (%)	Amount	Income Ratio (%)	Amount	Income Ratio (%)	Amount	Income Ratio (%)	
Sales											
Special Products	2,694		2,904		3,128		2,827		2,766		2.7
Machine Tools	6,651		8,272		8,897		10,756		8,289		24.6
Precision Products	1,093		1,227		1,274		1,229		1,278		17.0
Cloud Services	-		-		-		-		-		-
Total	10,438		12,404		13,300		14,814		12,335		18.2
Operating Income											
Special Products	470	17.5	476	16.4	574	18.4	217	7.7	400	14.5	(14.9)
Machine Tools	776	11.7	1,397	16.9	1,331	15.0	1,893	17.6	1,207	14.6	55.5
Precision Products	140	12.8	194	15.8	275	21.6	83	6.8	194	15.2	39.1
Cloud Services	-	-	-	-	-	-	-	-	(30)	-	-
Eliminations or Corporate	(583)		(564)		(626)		(580)		(572)		
Total	803	7.7	1,503	12.1	1,555	11.7	1,613	10.9	1,200	9.7	49.3
Ordinary Income	844	8.1	1,658	13.4	1,867	14.0	1,779	12.0	911	7.4	7.9
Net Income	655	6.3	1,459	11.8	1,394	10.5	1,185	8.0	797	6.5	21.7

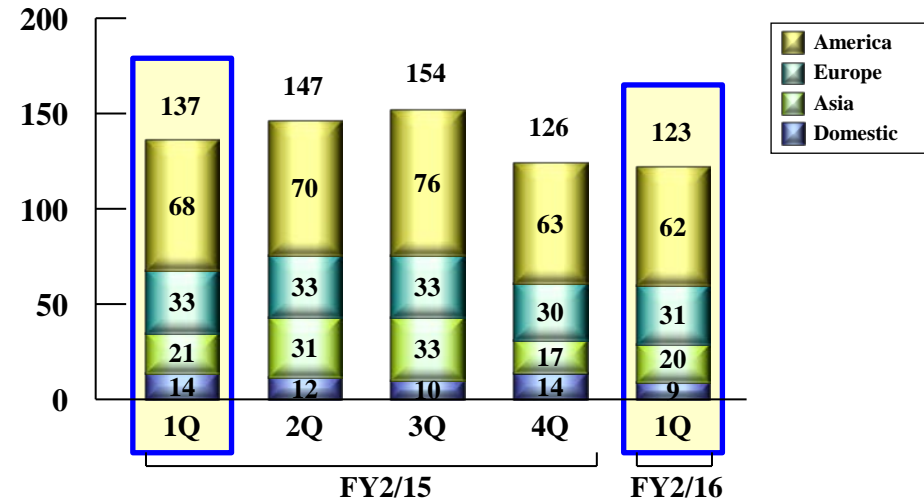
*For the consolidated earnings report and other information disclosure materials, cloud computing services are included in the Special Products Segment.

Exchange Rate	US\$	¥102.78					¥119.10	
	EUR	¥140.79					¥134.18	
	GBP	¥170.11					¥180.48	
	CHF	¥115.07					¥125.55	



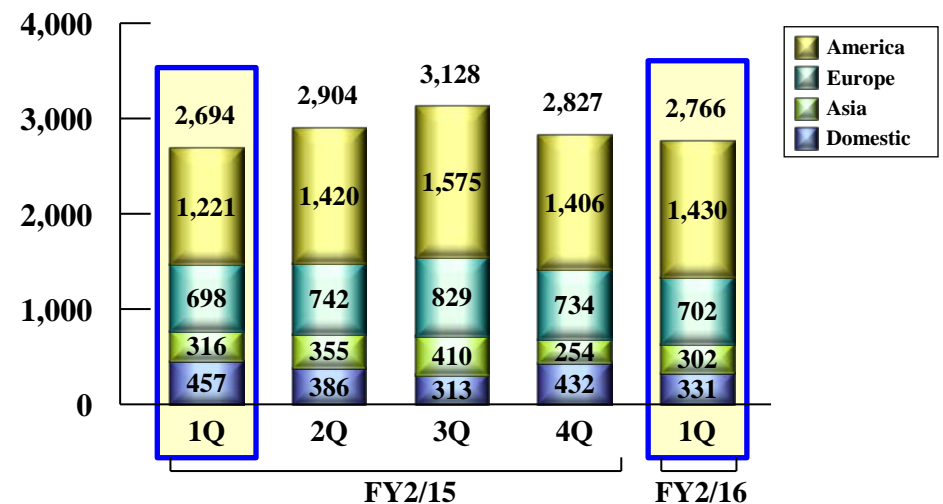
(Thousand Units)

Sales Volume by Region



(Millions of Yen)

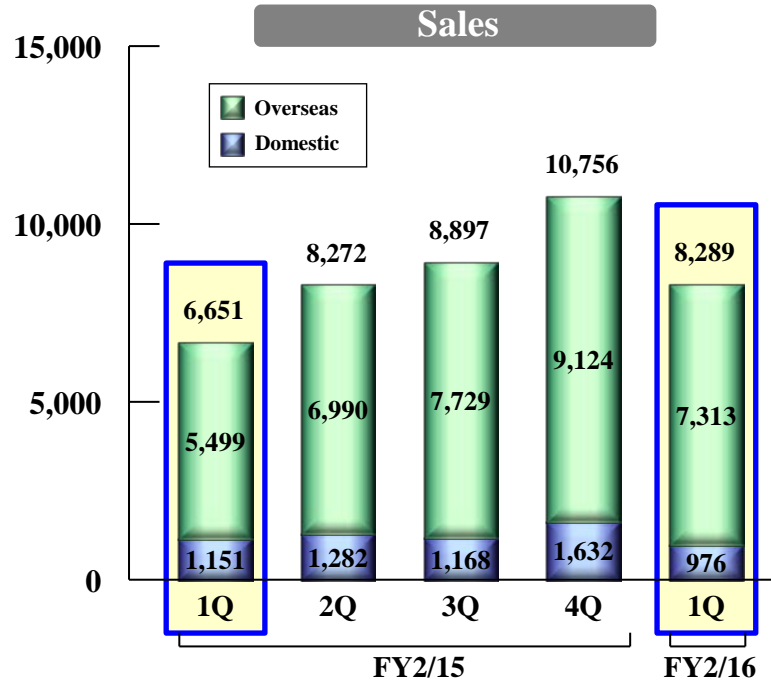
Sales by Region



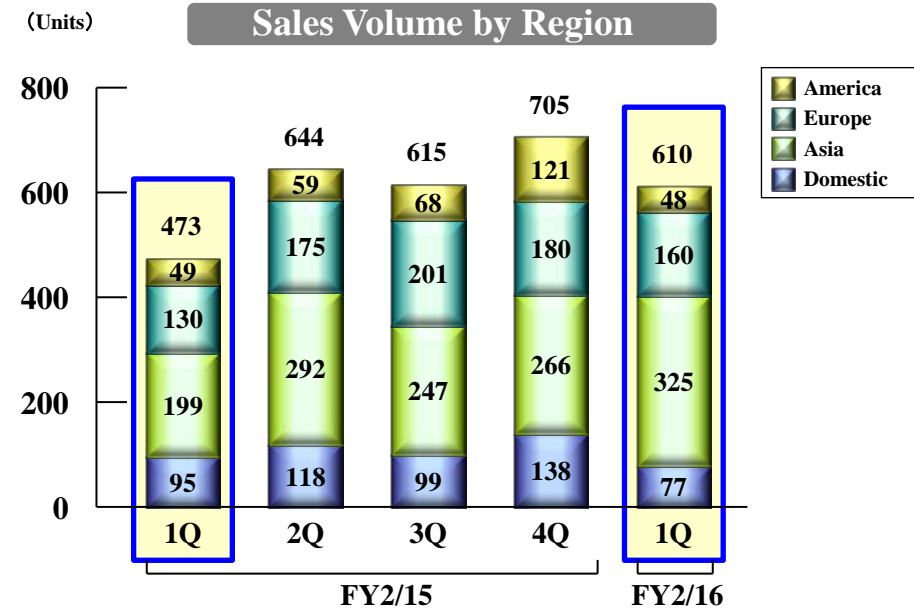
- Despite the negative impacts of inventory adjustments by sales agents in the U.S. market and a slowdown in the pace of market recovery in Europe, this increase was largely attributable to depreciation in the value of the yen.
- In the Asian market, sales declined due mainly to the sluggish performance of thermal printers in China.
- Owing to such factors as the absence of large-scale orders, sales in the domestic Japanese market declined.



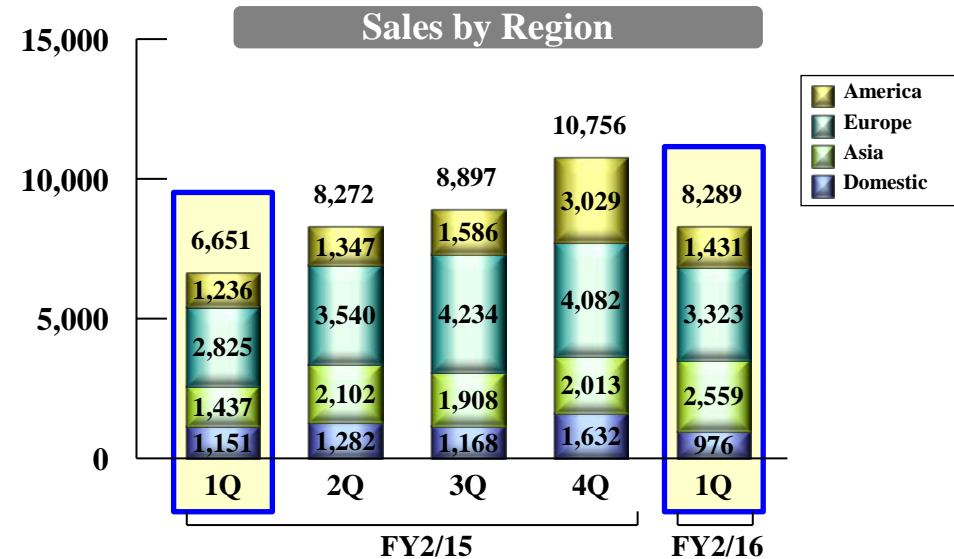
(Millions of Yen)



(Units)



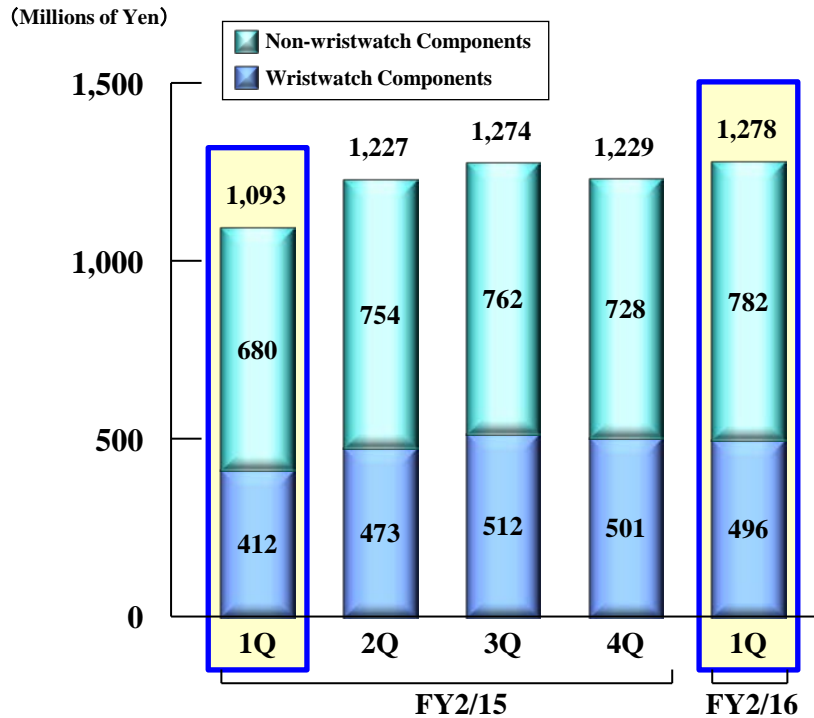
(Millions of Yen)



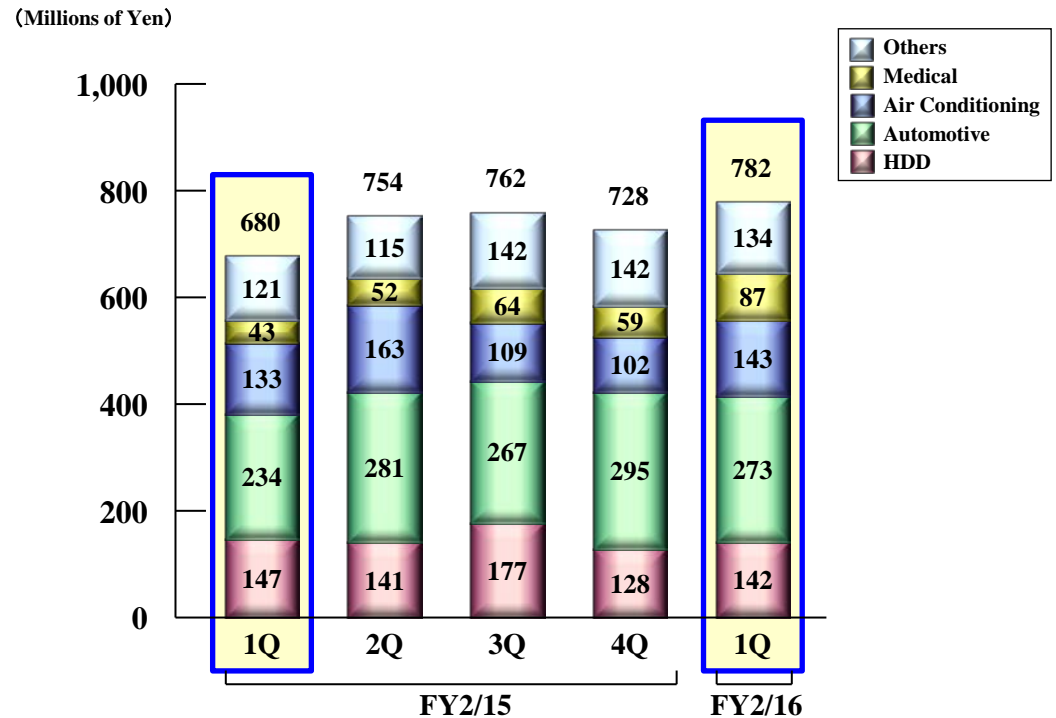
- Sales to the medical equipment-related sector in the U.S. were firm. Overall sales increased on the back of other favorable factors including robust results in the automotive- and other related sectors in Europe.
- Sales increased substantially in the Asian market. This was largely attributable to strong sales in the automobile, communications-, and medical equipment-related sectors in mainly East Asia.
- Despite sound market conditions spearheaded by the automobile-related sector, sales declined in the Japanese market. This primarily reflected the impact of delays in receiving approvals for energy efficient equipment installation subsidies.



Sales



Sales of Non-wristwatch Components



- Sales of wristwatch components increased markedly due to strong sales to wristwatch makers.
- In addition to the positive effects of depreciation in the value of the yen, sales of non-wristwatch components increased owing primarily to robust sales of medical equipment-related components.

Special Products

POS Printer
TSP100ECO



Mobile Printer
SM-S210i



Card Reader/Writer
TCP300 II

Machine Tools



CNC Swiss Type Automatic Lathe
SV-38R



CNC Swiss Type Automatic Lathe
ST-20



CNC Swiss Type Automatic Lathe
SW-12RII

Precision Products

Wristwatch Components



Non-Wristwatch Components

(Automotive, Air Conditioning, HDD and Medical Components)



(Automotive Components)