

Financial Results for the Fiscal Year 2015 First Quarter

STAR MICRONICS CO., LTD.

<http://www.star-m.jp>

Code 7718

June 30, 2014

■ Financial Data	P2
■ Segment Overview	
▪ Special Products	P3
▪ Machine Tools	P4
▪ Precision Products	P5
■ Reference	
Business Segments and Products	P6

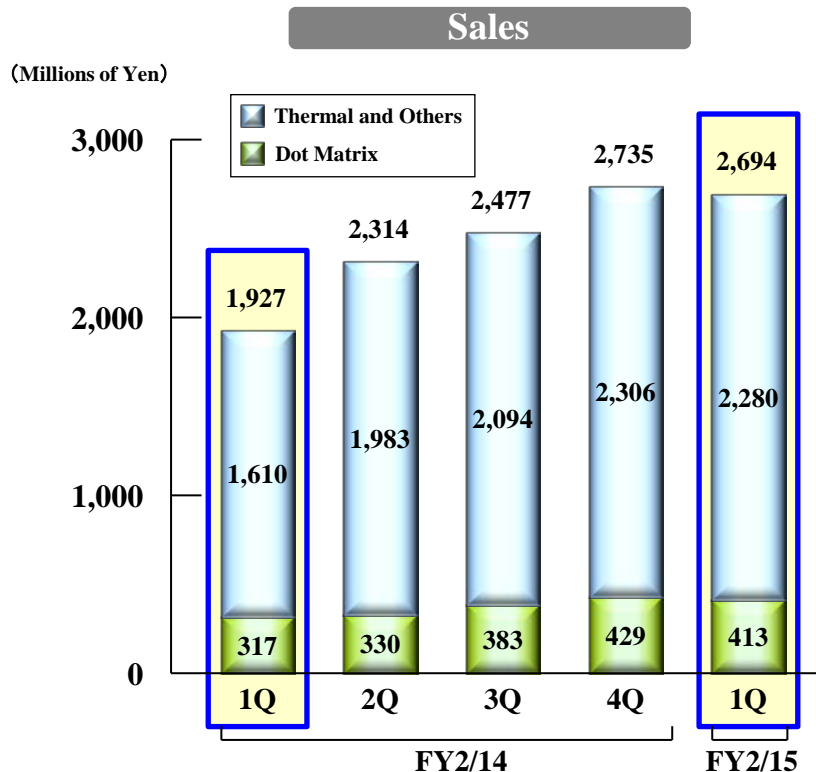
Financial Data



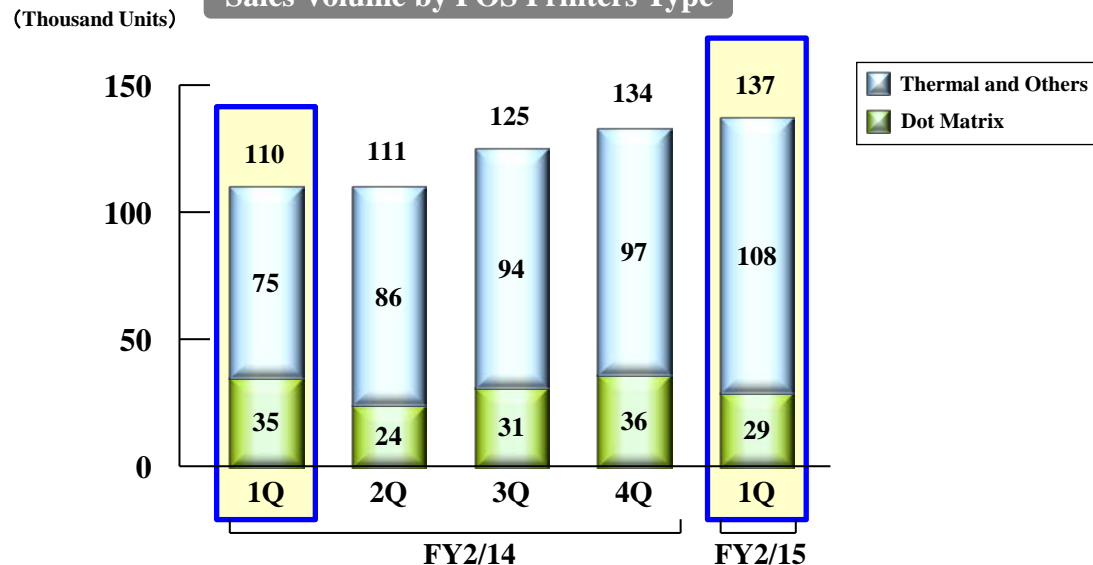
(Millions of Yen)

	FY2/14								FY2/15		Change (%) YoY
	1Q Actual		2Q Actual		3Q Actual		4Q Actual		1Q Actual		
	Amount	Income Ratio (%)	Amount	Income Ratio (%)	Amount	Income Ratio (%)	Amount	Income Ratio (%)	Amount	Income Ratio (%)	
Sales											
Special Products	1,927		2,314		2,477		2,735		2,694		39.8
Machine Tools	4,952		6,821		6,235		8,959		6,651		34.3
Precision Products	831		977		1,020		1,061		1,093		31.5
Micro Audio Components	659		770		817		918		-		-
Total	8,370		10,883		10,552		13,675		10,438		24.7
Operating Income											
Special Products	73	3.8	175	7.6	350	14.2	375	13.7	470	17.5	537.9
Machine Tools	401	8.1	902	13.2	878	14.1	1,414	15.8	776	11.7	93.2
Precision Products	(25)	-	56	5.7	104	10.2	5	0.5	140	12.8	-
Micro Audio Components	20	3.1	8	1.1	52	6.4	62	6.8	-	-	-
Eliminations or Corporate	(533)		(581)		(615)		(520)		(583)		
Total	(62)	-	561	5.2	770	7.3	1,337	9.8	803	7.7	-
Ordinary Income	268	3.2	564	5.2	975	9.2	1,409	10.3	844	8.1	214.5
Net Income	114	1.4	112	1.0	569	5.4	346	2.5	655	6.3	470.0

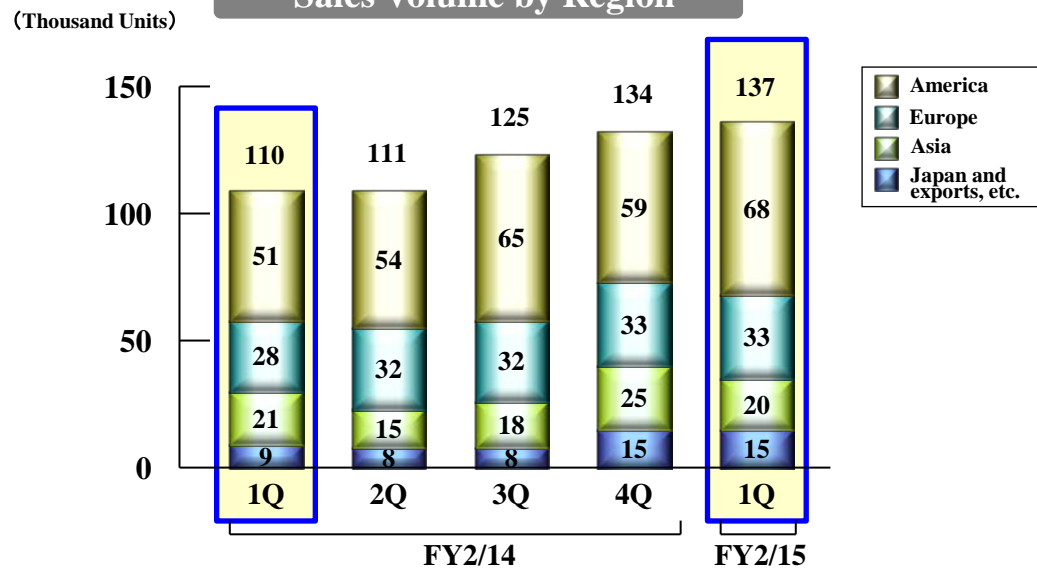
Exchange Rate	US\$	¥ 92.43					¥102.78	
	EUR	¥122.05					¥140.79	
	GBP	¥143.17					¥170.11	
	CHF	¥ 99.28					¥115.07	



Sales Volume by POS Printers Type



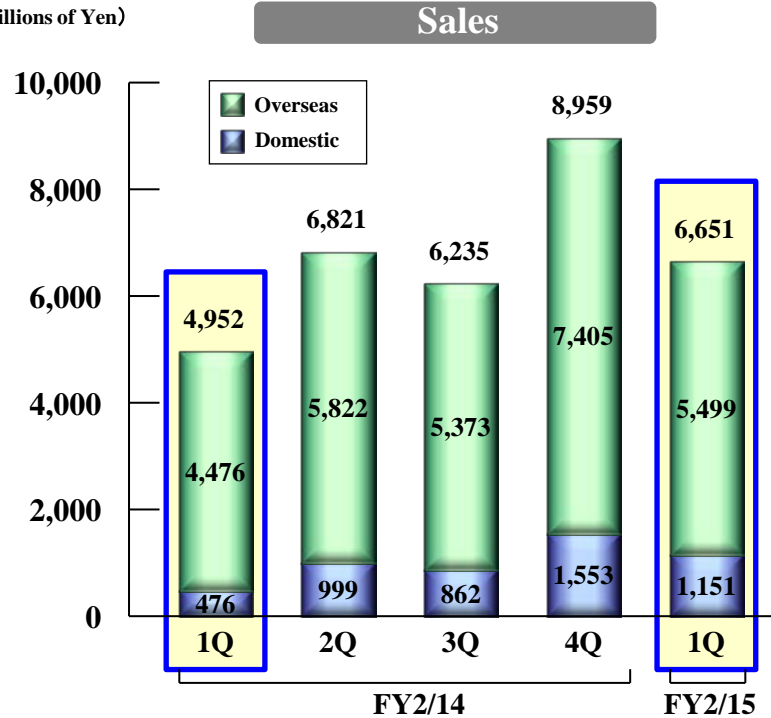
Sales Volume by Region



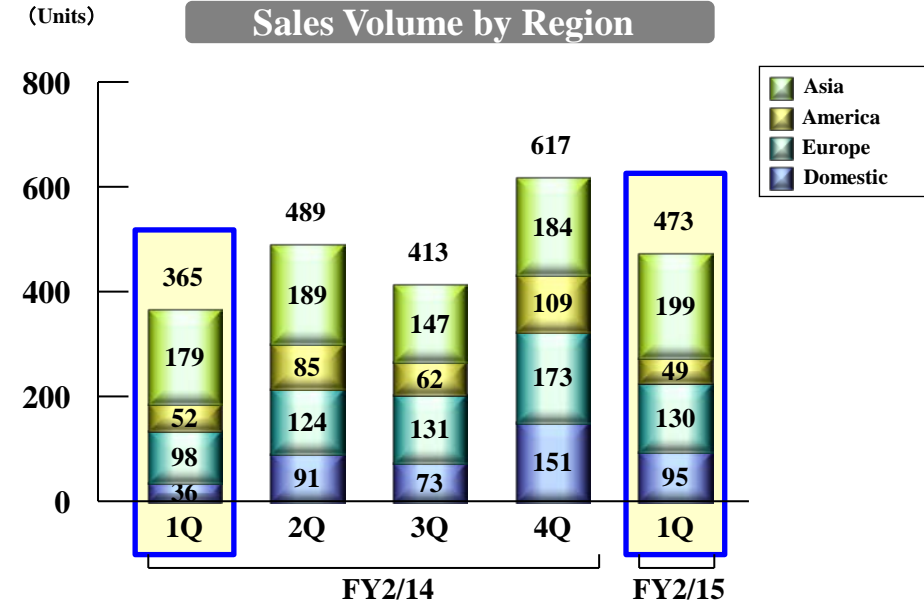
- In the U.S. and Japanese markets, sales centered on applications for payment systems using smartphones and tablets (mobile POS system) were strong. Sales also grew in the European market alongside the economic recovery.
- In the Asian market, sales increased in both China and Southeast Asia.



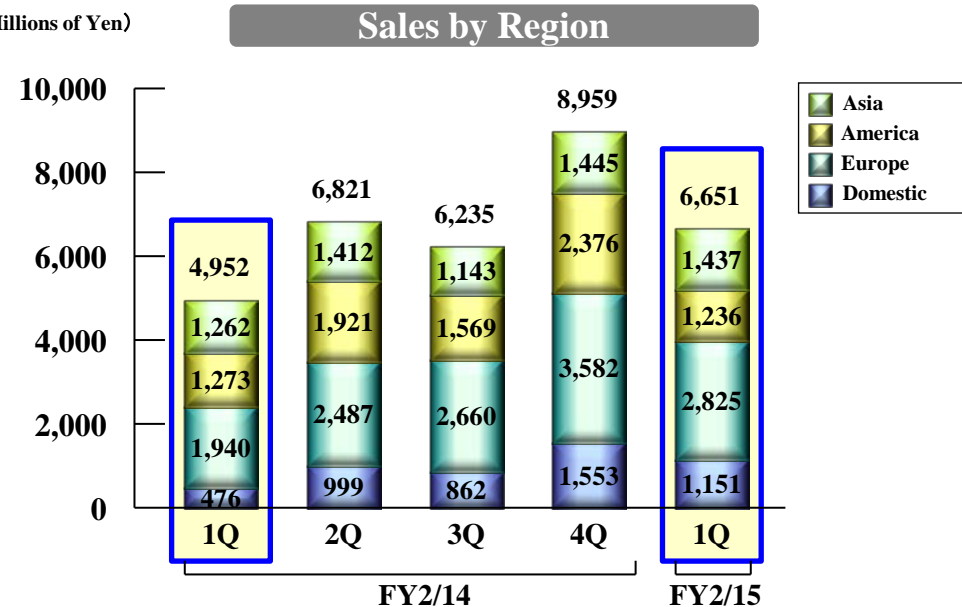
(Millions of Yen)



(Units)



(Millions of Yen)

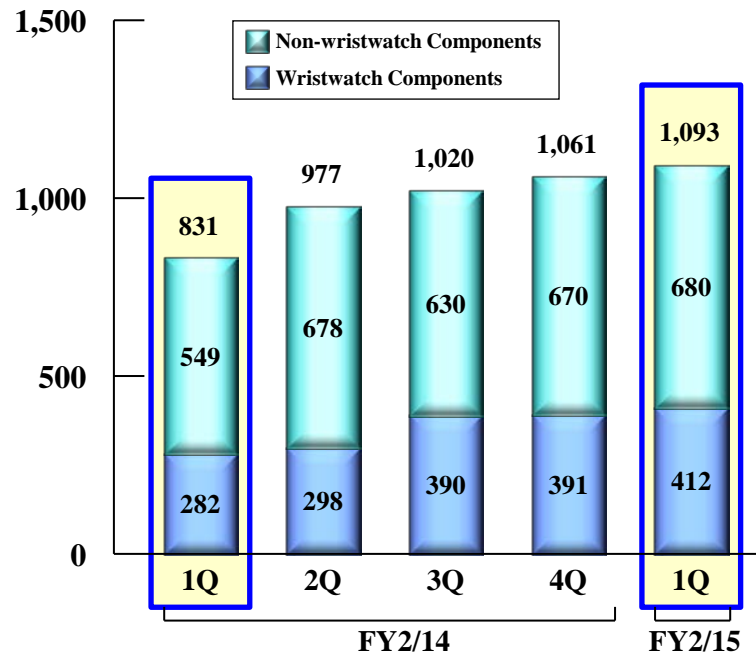


- Sales in the U.S. market remained flat year on year, partly due to the scaling down of tax rebates on capital investment and the spell of cold weather.
- In the European market, sales were strong, continuing a recovery trend sparked by orders captured in summer last year, mainly to the automotive-related sector.
- Sales increased in the Asian market, with strong sales in the automobile-, communications-, and medical equipment-related sectors in East Asia.
- Sales increased significantly in the Japanese market, reflecting strong sales primarily in the automotive-related sector.



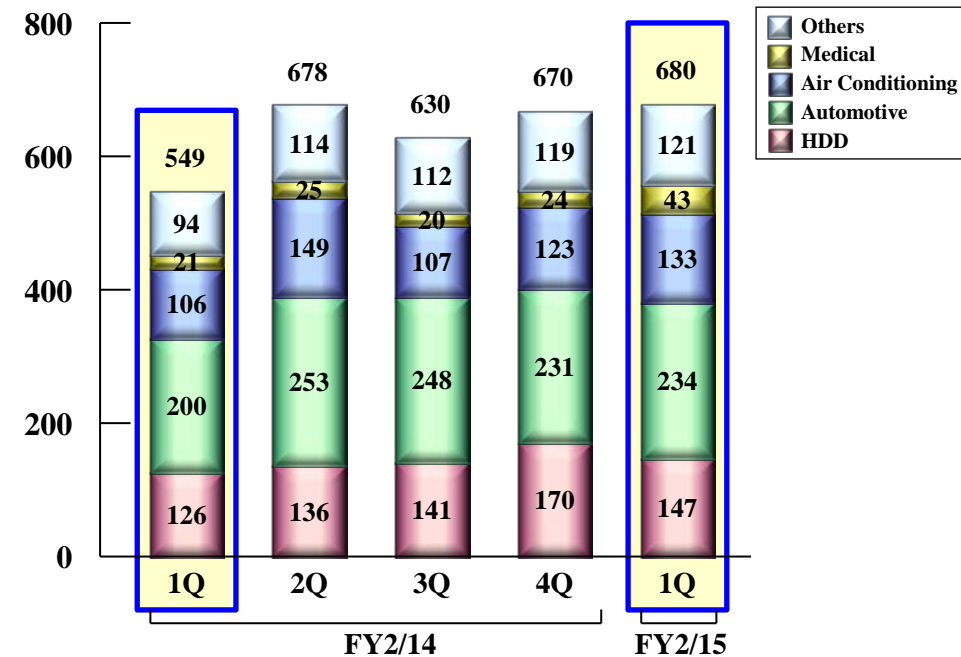
(Millions of Yen)

Sales



(Millions of Yen)

Sales of Non-wristwatch Components



- Sales of wristwatch components increased due to strong sales to wristwatch makers. In non-wristwatch components, overseas sales were brisk for automotive-related components, for components for HDDs, and for air conditioning-related components. Consequently, overall sales in non-wristwatch components increased from the previous fiscal year.

Special Products

POS Printer
TSP100ECO



Mobile Printer
SM-S210i



Card Reader/Writer
TCP300 II

Machine Tools



CNC Swiss Type Automatic Lathe
ST-38



Turning Center
SF-25



CNC Automatic Lathe
SG-42

Precision Products

Wristwatch Components



Non-Wristwatch Components

(Automotive, Air Conditioning, HDD and Medical Components)



(Automotive Components)